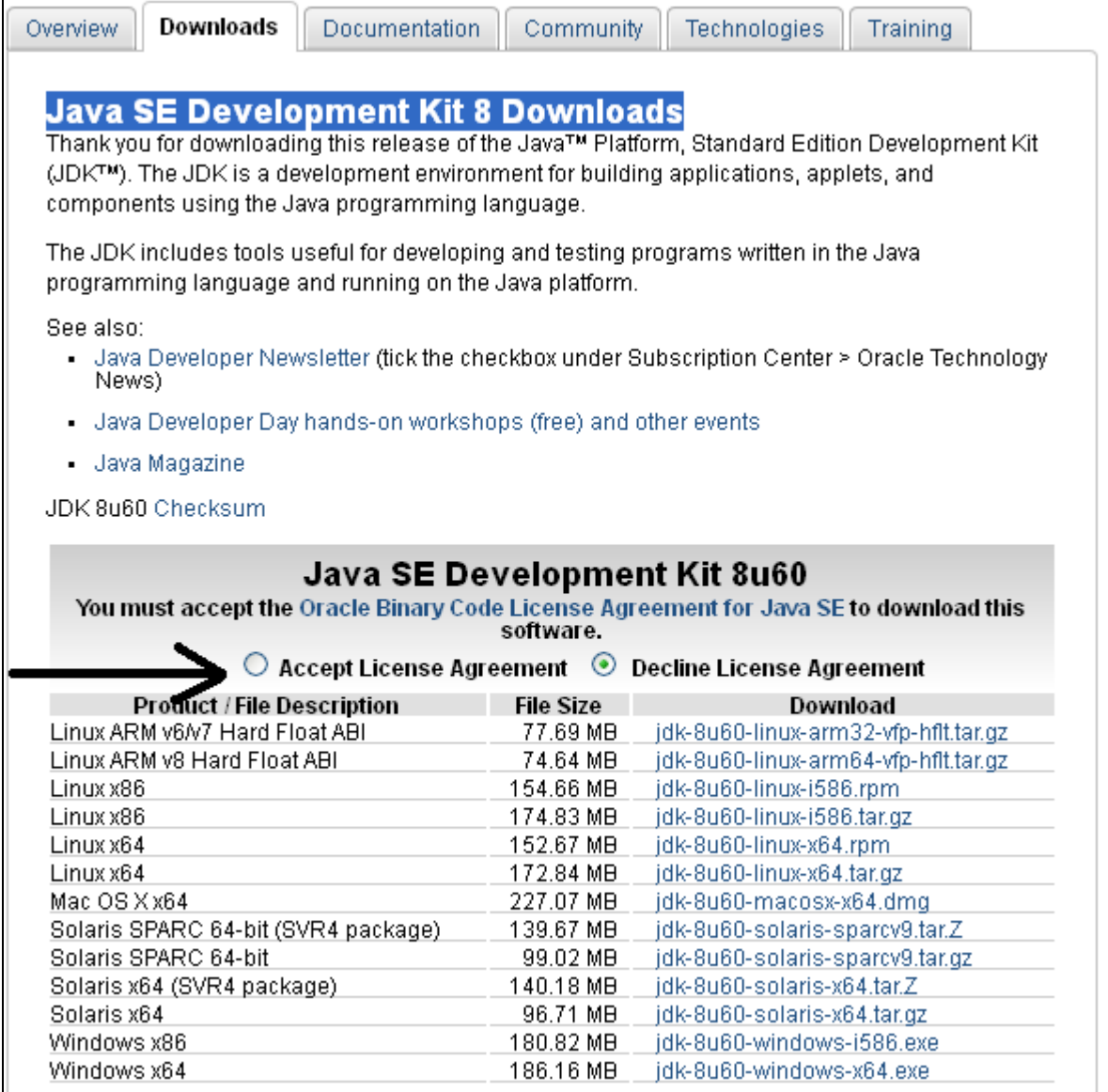


## Pripreme 12.09.2015. – Početna grupa

### 1. JDK i radno okruženje Eclipse – instalacija

- a. Download Java SE Development Kit 8 ili skraćeno JDK-a (JDK8u60) sa sajta <http://www.oracle.com/technetwork/java/javase/downloads/jdk8-downloads-2133151.html>
- b. Selektovati opciju „Accept License Agreement“ (označena je strelicom na slici) i zatim izabrati odgovarajući JDK za vaš operativni sistem. Vodite računa da li je vaš operativni sistem 32-bitni (oznaka x86) ili 64-bitni (oznaka x64) :



Overview Downloads Documentation Community Technologies Training

### Java SE Development Kit 8 Downloads

Thank you for downloading this release of the Java™ Platform, Standard Edition Development Kit (JDK™). The JDK is a development environment for building applications, applets, and components using the Java programming language.

The JDK includes tools useful for developing and testing programs written in the Java programming language and running on the Java platform.

See also:

- [Java Developer Newsletter](#) (tick the checkbox under Subscription Center > Oracle Technology News)
- [Java Developer Day hands-on workshops \(free\) and other events](#)
- [Java Magazine](#)

[JDK 8u60 Checksum](#)

### Java SE Development Kit 8u60

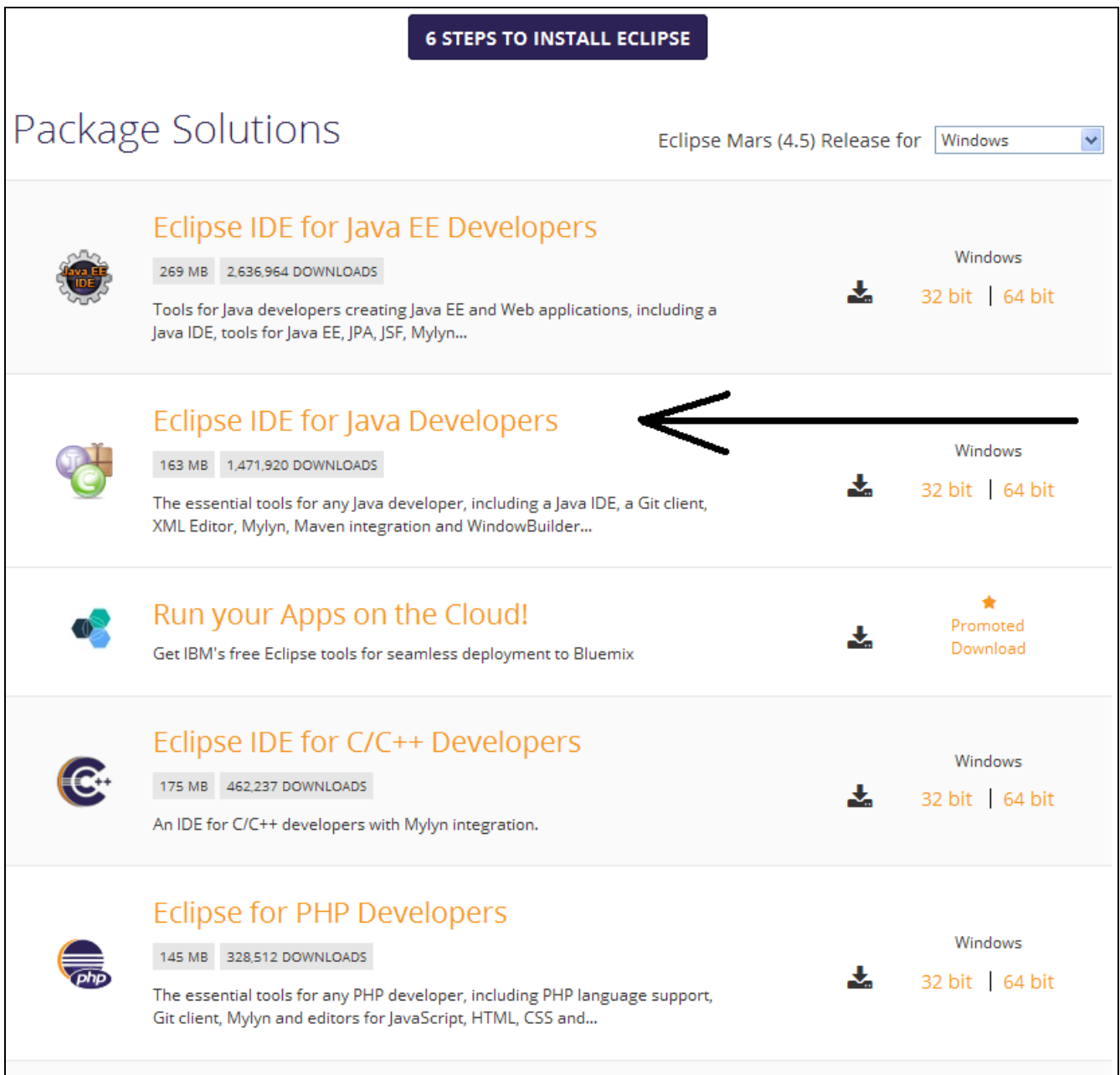
You must accept the [Oracle Binary Code License Agreement for Java SE](#) to download this software.

Accept License Agreement  Decline License Agreement

| Product / File Description          | File Size | Download   |
|-------------------------------------|-----------|--|
| Linux ARM v6/v7 Hard Float ABI      | 77.69 MB  | <a href="#">jdk-8u60-linux-arm32-vfp-hflt.tar.gz</a> |
| Linux ARM v8 Hard Float ABI         | 74.64 MB  | <a href="#">jdk-8u60-linux-arm64-vfp-hflt.tar.gz</a> |
| Linux x86                           | 154.66 MB | <a href="#">jdk-8u60-linux-i586.rpm</a>              |
| Linux x86                           | 174.83 MB | <a href="#">jdk-8u60-linux-i586.tar.gz</a>           |
| Linux x64                           | 152.67 MB | <a href="#">jdk-8u60-linux-x64.rpm</a>               |
| Linux x64                           | 172.84 MB | <a href="#">jdk-8u60-linux-x64.tar.gz</a>            |
| Mac OS X x64                        | 227.07 MB | <a href="#">jdk-8u60-macosx-x64.dmg</a>              |
| Solaris SPARC 64-bit (SVR4 package) | 139.67 MB | <a href="#">jdk-8u60-solaris-sparcv9.tar.Z</a>       |
| Solaris SPARC 64-bit                | 99.02 MB  | <a href="#">jdk-8u60-solaris-sparcv9.tar.gz</a>      |
| Solaris x64 (SVR4 package)          | 140.18 MB | <a href="#">jdk-8u60-solaris-x64.tar.Z</a>           |
| Solaris x64                         | 96.71 MB  | <a href="#">jdk-8u60-solaris-x64.tar.gz</a>          |
| Windows x86                         | 180.82 MB | <a href="#">jdk-8u60-windows-i586.exe</a>            |
| Windows x64                         | 186.16 MB | <a href="#">jdk-8u60-windows-x64.exe</a>             |

- c. Ako već imate inastaliranu Javu na računaru, preporučuje se da prvo deinstalirate (opcija Add/Remove programs ili nešto slično). Po završetku download-a, **kao Administrator**, instalirati JDK na vaš računar. Pratiti korake instalacije (obično Next-Next-...-Finish). Po završetku instalacije, možete registrovati JDK, ali to nije obavezno.
- d. Ako želite, možete download-ovati i primjere (Java SE Development Kit 8u60 Demos and Samples) sa iste stranice.

2. Download Eclipse, sa sajta <https://eclipse.org/downloads/> . Preporučuje se verzija Eclipse IDE for Java Developers (Eclipse Mars (4.5)) – označena strelicom na slici.
- a. Izaberite iz padajuće liste “Eclipse Mars (4.5) release for” vaš operativni sistem, i vodite računa da li je vaš operativni sistem 32-bitni ili 64-bitni:



**6 STEPS TO INSTALL ECLIPSE**

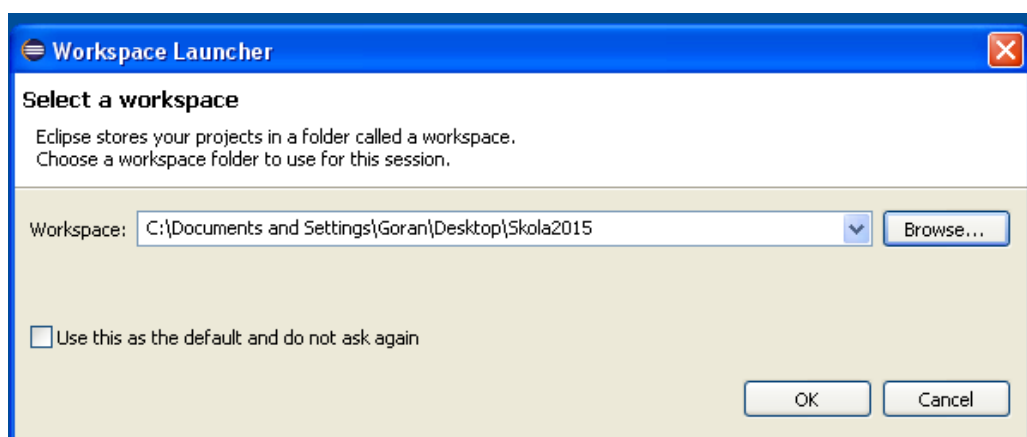
## Package Solutions

Eclipse Mars (4.5) Release for Windows

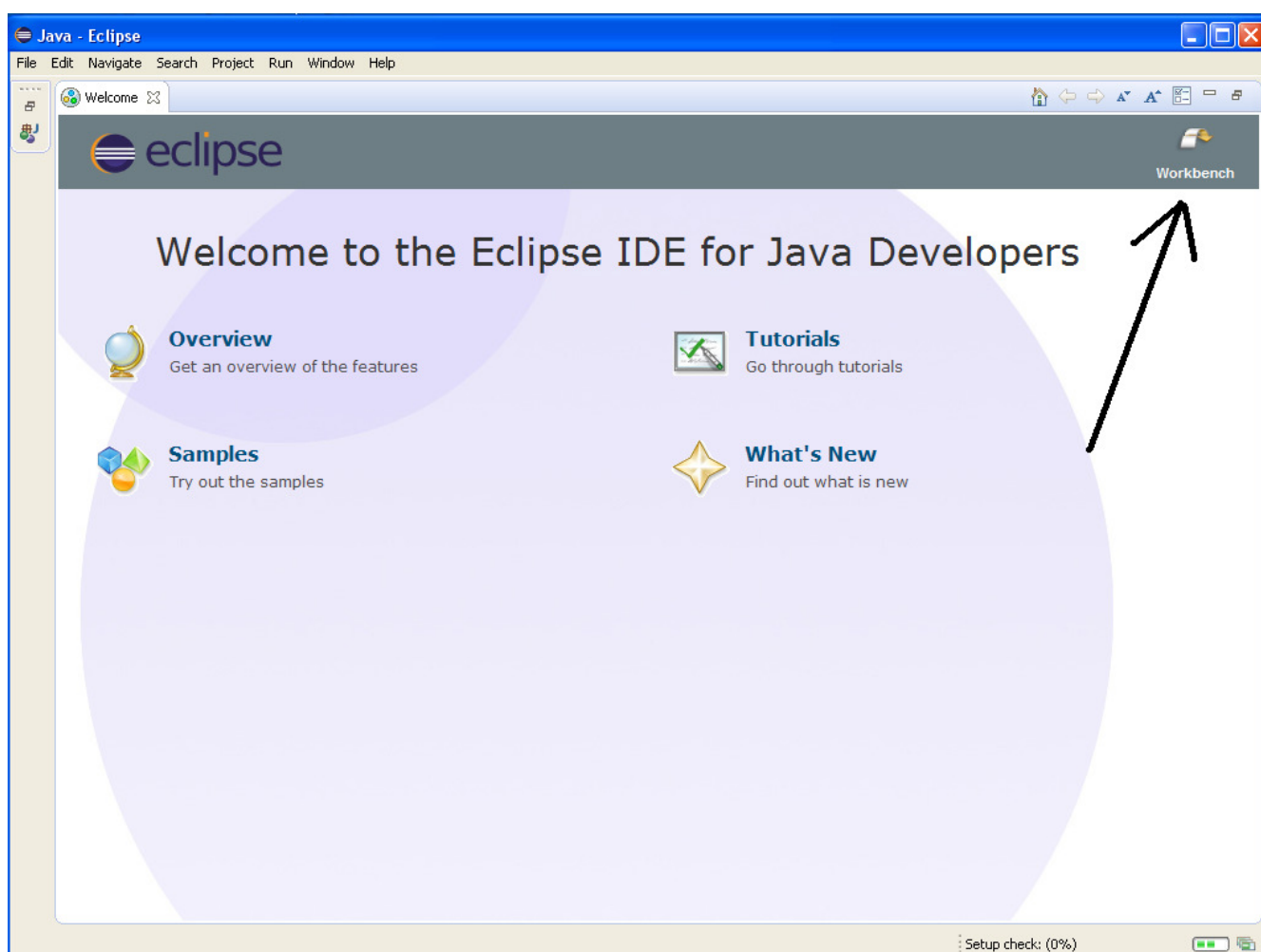
| Package Name                       | Size   | Downloads | OS      | Architecture      |
|------------------------------------|--------|-----------|---------|-------------------|
| Eclipse IDE for Java EE Developers | 269 MB | 2,636,964 | Windows | 32 bit   64 bit   |
| Eclipse IDE for Java Developers    | 163 MB | 1,471,920 | Windows | 32 bit   64 bit   |
| Run your Apps on the Cloud!        | -      | -         | Windows | Promoted Download |
| Eclipse IDE for C/C++ Developers   | 175 MB | 462,237   | Windows | 32 bit   64 bit   |
| Eclipse for PHP Developers         | 145 MB | 328,512   | Windows | 32 bit   64 bit   |

- b. Eclipse ne zahtijeva instalaciju već se samo otpakuje u željeni folder.
- c. Pokretanje Eclipse – dvostruki klik na eclipse.exe.
- d. Po pokretanju alata, traži se da unesete lokaciju za vaš radni prostor (engl. workspace), Možete imati više radnih prostora koji su smješteni u različitim folderima ili diskovima vašeg računara. Predlažemo da kreirate folder sa vašim imenom (npr. AnaPeric) ili folder

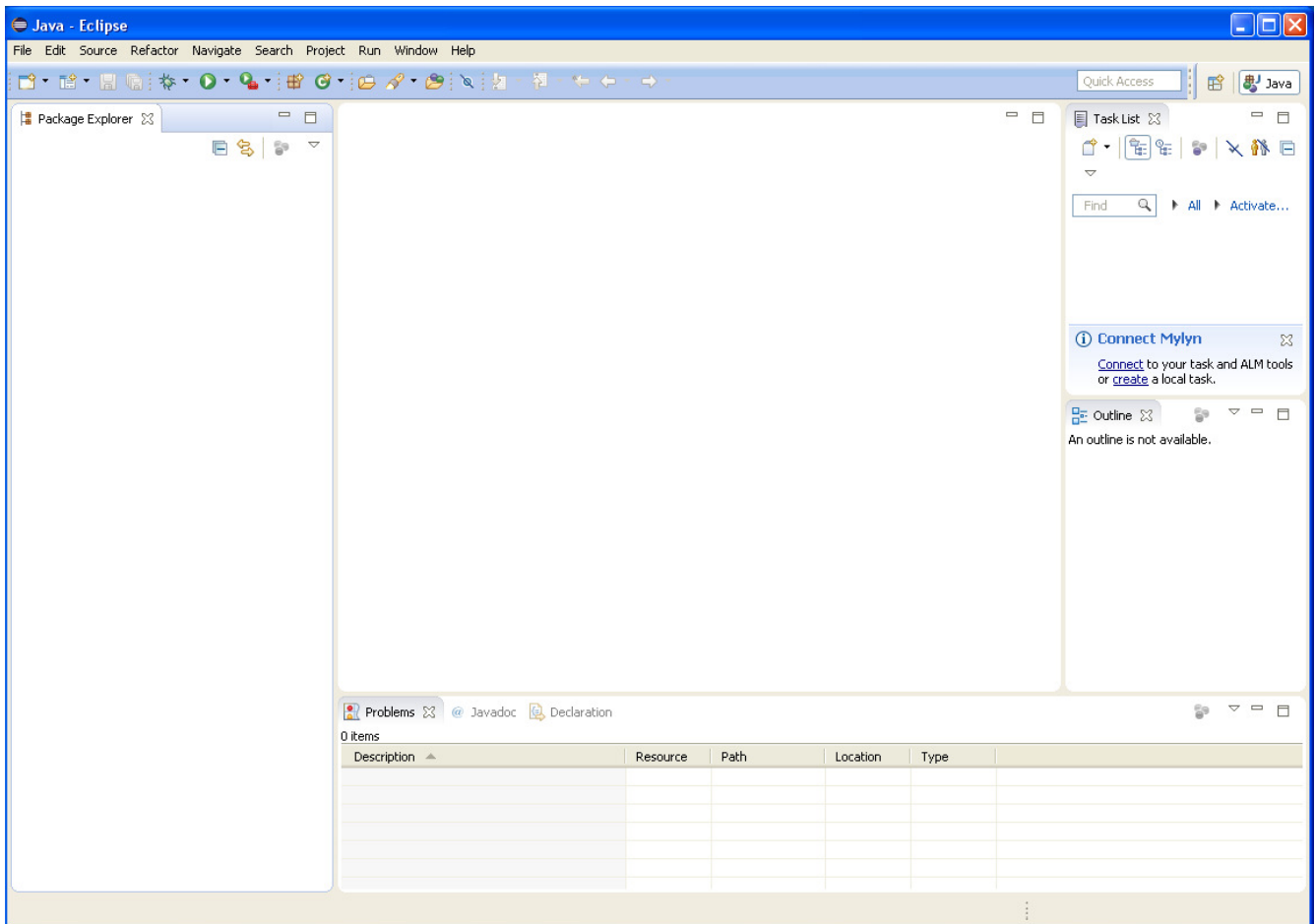
Skola2015i da to bude mjesto na kojem će se čuvati vaši fajlovi. Izaberite za vaš radni prostor folder sa vašim imenom ili folder Skola2015, klikom na dugme „Browse...“.



- e. Sačekajte da se učita Eclipsa i dobijate prozor sa slike ispod. Kliknite na „Workbench“ (označeno strelicom)



- f. Tipičan izgled radnog okruženja dat je na donjoj slici:



#### Literatura:

1. Java tutorial: <http://docs.oracle.com/javase/tutorial/java/TOC.html>
2. <http://www.singipedia.com/content/3189-Osnove-Java-programiranja>
3. <http://www.singipedia.com/content/2194-Java-programiranje>